



## SANT NISCHAL SINGH PUBLIC SCHOOL, YAMUNA NAGAR

### HOLIDAYS HOMEWORK CLASS IV

Dear Enthusiastic Nischalites !

*WOW! Summer Break is here!!!*

*Let's cheer for the 3R's- Rejuvenation, Relaxation and Rebonding*


*Let's Practice the 3P's-Practice, Polish and Perfect our Concepts*

As the summer sun beckons and vacations begin, we want to ensure that the learning journey continues beyond the classroom. Here's your passport to an enriching and enjoyable break: **your summer vacation homework!** Discovered, explored and created with a blend of fun and learning. From reading adventures to mathematical explorations, and creative projects, there's something for every explorer. Let your imagination take flight as you delve into the exciting activities designed to spark curiosity and foster creativity. Unleash your inner scientist, artist, or historian the possibilities are endless!

Remember, learning knows no boundaries. So, whether you're travelling to far - off lands or exploring the wonders of your own backyard, carry your curiosity with you and let it guide your summer adventures.

Your holidays homework is designed to spark your imagination and foster innovation, while also helping you revise for the upcoming term and bridge any learning gaps from the previous years.

*Take a breath, have fun, and return refreshed and be ready to conquer the world.*





Dear Supportive Parent

Let's make these holidays special, gear up and utilize your time in the best possible manner. Go ahead with some unique fun activities with your kids.

1) **Health, Hygiene & Morning Grace-** "A healthy mind resides in a healthy body." You and your little one can spend some quality time in outdoor activities to keep yourself fit and healthy. Encourage your child to take care of personal hygiene. Encourage him/her to wish all elders in the morning.

2) **Verbal Proficiency Enhancement-** It's the perfect time to enhance your kiddos' speaking skills and vocabulary by conversing in English with their families and siblings.

3) **Social and Emotional Connections** -Share your own childhood experiences, create a safe and trusting environment and encourage open communication.

4)- **Family Time and Pursue a Hobby-** Utilize this golden period with rekindle family ties and make the most of your time together. Help your child utilize time in doing things they always wanted to do like playing any musical instrument, painting, singing etc.

5) **Read Widely, Think Deeply-** Reading is essential for those who seek to rise above the ordinary. Encourage your child for reading purposeful books and newspaper. Discuss about the latest happenings around the world with your little one.

6) **Promote Life Skills-**Make your child more independent, by teaching him/her various activities like: buttoning shirt, tying shoe laces, packing school bag, keeping belongings back in place, laying the table for dinner, arranging shoes in the shoe rack, filling the water bottles, switching off lights and fans when not in use.

7) **Eco Friendly Practices-** Plant a sapling on your birthdays and anniversaries. Plan an Eco Friendly birthday this year. Distribute some gifts to the needy.





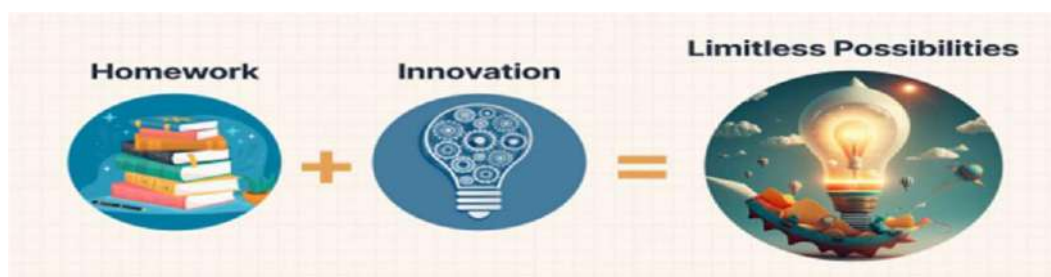
*The objective of holidays homework is to empower our students to work independently and enhance their academic abilities.*

*Please take note:*

- Prepare a systematic timetable and follow it religiously from the very first day.
- Allow them to complete their homework on their own under your guidance.
- Neatness and presentation are common parameters for most of the activities assigned. Please maintain the quality of work done.
- Encourage your child to devote some time each day to writing one page of English and Hindi in a separate notebook to enhance their handwriting skills.
- Revise all the work done in the class till date.

### **Assemble Your Masterpiece**

**Remember to capture the moments while engaging in given activities and paste the corresponding pictures in a portfolio folder with your name and pic on it to showcase your creativity.**



**We wish you all a very rejuvenating vacation!**

**Enjoy, Enrich and Empower!!!**

# Days to Remember

## World Environment Day

5 June

Creating DIY bird feeders is a great way to teach kids about wildlife and the importance of feeding and protecting birds. Use recycled materials like plastic bottles, milk cartons, or pine cones. Fill them with birdseed and hang them in your garden or balcony. This **Eco-Friendly Environment** activity promotes creativity and helps kids connect with nature.



## FATHER'S DAY

15<sup>th</sup> June

### **FATHER- A son's first HERO, a daughter's first LOVE!**

Celebrate a memorable Father's Day by showing your dad how cherished he is! Spend quality time together, express gratitude, and share your love with a warm hug. As an extra special touch, craft a personalized keychain using paint chips, washi tape, and a key ring. Select his favourite colours or his beloved sports team to make it unique. Each time he reaches for his keys, it'll serve as a sweet reminder of your love and thoughtfulness.





## NATIONAL READING DAY

### 19 JUNE

#### NATIONAL READING DAY



19th June is celebrated as National Reading Day in India to honour the Keralite teacher, P.N. Panicker


**PRETEND LIKE A NEWSREADER AND READ AN INTERESTING PIECE OF NEWS FROM THE NEWSPAPER. SHARE THE VIDEO OF THE SAME TO YOUR CLASS INCHARGE.**

## INTERNATIONAL YOGA DAY

21 JUNE

*YOGA SE HI HOGA*





**Practice 'SURYA NAMASKAR' Asanas with your family members. Click your pictures and make a collage. File up the collage in the above mentioned folder.**

**Follow the given link:-**

**[https://youtube.com/shorts/0b\\_vVvBSJkg?si=HUWs6CmSB SghGQA2](https://youtube.com/shorts/0b_vVvBSJkg?si=HUWs6CmSB SghGQA2)**

**<https://youtube.com/shorts/9P86sGWPAfM?si=6w41-WtSBwcHhQo9>**



## LIFE SKILL ACTIVITIES (Class 4)


Vacations not only give you a chance to relax and bond with your kids, but they also provide an opportunity for your children to learn valuable life skills and lessons that will serve them well for years to come.

Here are few suggested activities which may be already in practice with many, however we could use this time to re-emphasize the values and skills of greater significance in life.

### WEEK - 1

NATURE WALK	NURTURE INDEPENDENCE	SECRET CODE MISSION	SYMMETRY SPOTTING	UNITY IN DIVERSITY FIESTA
Gardening is a great life skill to nurture from a young age. Visit a botanical garden or a nursery near your house. Take pics of different types of plants and make a presentable collage.	Ask your child to make his/her bed. Also, you can teach them to make their own milk and breakfast or clear their cupboards.	Create a secret code with your parent! Develop a special language for urgent messages. Be creative and keep it confidential. Crack the code and become a master spy! Memorize them by heart so that they can be used during adversities/difficult situations.	Students to find the pictures of 3-5 objects from their surroundings that has symmetrical figures. (eg., a leaf, a butterfly, a human face) that have at least one line of symmetry. Draw their line(s) of symmetry and paste the pictures on A4 size sheet.	Wear the traditional attire or create a special handicraft of any particular state (like Punjab, Uttarakhand, Jammu & Kashmir etc.) Share the pic showcasing your creativity! Let's celebrate India's rich cultural heritage!

### WEEK 2

VALUES ABACUS	INTERACTIVE SCIENCE	KITCHEN KIDOS UNITE!	POETRY BONANZA	हिंदी शब्द-खोज
 <p>Design the Value Abacus on A4 sheet as shown above. Evaluate your personality as per the given human values.</p>	Make a model of any one human organ system using material available at home.	Create a fireless masterpiece this holiday season! Write down the ingredients and recipe for your culinary creation. Get creative and show off your skills! Share the recipe in English through a video to your class teacher.	Learn a poem that inspires you! Recite it with passion and confidence in assembly. Discover life lessons and values hidden within the words. Let poetry ignite your voice and spark positive vibes! Memorize the poem for morning assembly.	इस गतिविधि में, आप समाचार पत्र पढ़कर संज्ञा, सर्वनाम, विशेषण और क्रिया शब्दों को पहचानेंगे और रेखांकित करेंगे। यह आपकी शब्दावली और व्याकरण कौशल को मजबूत बनाने में मदद करेगा।

## WEEK 3

HEALTHY EATING	JOYFUL DONATION DRIVE	VALUE HANGING	HAPPY EXPLORING	MY LEARNING WALL
Students will make a diet plan for one fortnight keeping in mind all nutrients which keep us fit and healthy along with one day cheat meal.	Spread joy this holiday season! Visit an orphanage, spend the day with kids, and donate gently used toys & books. Share laughter, stories, and smiles. Make their day brighter! Click pictures and preserve the memories in a folder.	<p>Make a wall hanging of any shape showing classroom rules.</p> <p>On each part, write any one rule briefly. Make beautiful hanging and add illustrations to make it eye catchy.</p>	<p>Get ready for an exciting adventure! By going nearby historical place where stories of the past come to life. You'll see ancient buildings, discover how people lived long ago.</p> <p>This trip will be fun and full of learning! Enjoy every moment like a little explorer.</p> <p>Let's make history come alive!</p>	<p>Create an educational display based on your syllabus to adorn your classroom. Choose a topic/subject and design an engaging visual showcase to enhance learning and spark curiosity.</p> <p>Get creative and make it informative!</p>

## WEEK 4

3D Shape Description Challenge	Puppet Handy Tales	EFFECTIVE SOLUTIONS TO PROBLEMS	INTERNET TERMS SCAVENGER HUNT	DESIGNING AN INVITATION CARD
Take the 3D challenge! Choose any two objects with 3D shapes eg..a cube, a cuboid or a cylinder Count the number of vertices, edges, and faces of each object.Record your findings in a tabular form on an A4 sheet. Compare and learn about 3D shapes. Which shape has more vertices?	<p>Create 2-3 hand puppets and dramatize a story with a moral. Let your imagination run wild!</p> <p>Example: "The Kind Rabbit and the Greedy Monkey"</p> <p>Moral: Kindness is rewarded, greed is punished.</p> <p>Get creative and perform!</p>	<p>What shall we do-</p> <p>If mum has to go out and a stranger visits home?</p> <p>How can we help our elderly neighbours if they are alone? These are some real life situations that need an instant solution. Prepare your kids for them through discussions on solutions.</p>	Show the basic internet terms with their pictures on A4 size sheet describing their utility.	<p>ਵਿਸਾਖੀ, ਦਿਵਾਲੀ ਜਾਂ ਲੋਹੜੀ ਦੇ ਤਿਉਹਾਰ ਤੇ ਆਪਣੇ ਕਿਸੇ ਮਿੱਤਰ ਨੂੰ ਸੱਦਾ ਦੇਣ ਲਈ ਇੱਕ ਕਾਰਡ ਬਣਾਓ।</p> <p>(INVITATION CARD IN PUNJABI)</p>



## VIRTUAL TOUR



**Let's take you all on a virtual tour to the 'NATIONAL SCIENCE MUSEUM' in New Delhi. Click on the link to start the tour:-**

**<https://youtu.be/LIgbUScLHDA>**

**After this Virtual tour write a summary about it.**

**(A4 RULED SHEET)**

